


Ruth Asawa

Ruth Asawa loved to draw as a child. Most children like



using paper and pencils to draw. Ruth drew in the



dirt. She grew up in Norwalk, California, and later



became an artist in San Francisco. Ruth is known for her



splendid works of art made from everyday materials that



last.





Section#1: Making a Map



One day, Ruth wanted to create a special map of her



city. She asked her friends for help. First, Ruth drew a



map on paper. Then, she enlisted her friends. They used



flour, salt, and water to make shapes of people and



buildings for the map. One friend even made a school using



a stick.

Section #2: Beauty from Simple Things




Ruth's friends helped make the map with basic items like




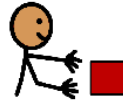
water, salt, and cardboard. The map showed Ruth's



style of using simple things to make beautiful art.




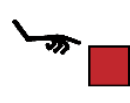

Section#3: Open to the Public



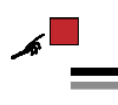
Ruth wanted her city map to be strong, so she made a



metal version. Now, people can see it outside in the city. Ruth



also made art with wire that's displayed in parks



and museums. It's another example of her art that



everyone can enjoy.



Ruth Asawa working on her art.

Part 1: Key Ideas and Details

	Score
Key Ideas and Details: Reading Literature	

1. What did Ruth become when she grew up?

a. an artist 

b. a traveler 

2. What is the main idea of the article?



The story is mostly about Ruth Asawa who was a talented _____.




<Word bank>

 swimmer	 artist	 teacher
--	---	--

3. Ruth made maps and a metal copy of one of her maps. What other kind of art did she make?

Ruth also made art from _____.


<Word bank>

 flour	 cardboard	 salt
--	--	---

4. What are three different ways that Ruth made her map unusual? Write the materials she used for her map in each section of the text.

Making a Map	Beauty from Simple Things	Open to the Public

<Word bank>

 flour	 cardboard	 salt	 wire
--	--	--	---

Part 2: Craft and Structure



	Score
Craft and Structure: Reading Literature	

5. Read the sentence from the article.



Ruth is known for her splendid works of art made from everyday materials that last.


Which word has almost the same meaning as the word splendid as used in the sentence above?

- a. awful 
- b. excellent 


6. Find **section #2 Beauty from Simple Things**. What did Ruth and her friends make their map from? Use at least two pieces of evidence from the section in your answer.

Ruth and her friends used _____ and _____ to make their art.


<Word bank>



water



salt




cardboard


7. Why did the author write this text?

The author wrote this text to _____ readers about Ruth Asawa.


<Word bank>



entertain



inform



persuade


Part 3: Integration of Knowledge and Ideas

	Score
Integration of Knowledge and Ideas: Reading Literature	



8. In **#1 Making a Map**, what did Ruth do after she drew a map on paper?


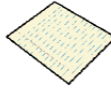
She _____ her friends.



9. In section **#1 Making a Map** below, circle the two words that show the



sequence order of the text.



First, Ruth drew a map on paper. Then, she enlisted her friends.

10. Look at the picture of Ruth on **page 3**. Describe Ruth based on what you see in the picture.

Ruth is using _____ to make her art in the picture.

This shows that she is _____ .

<Word bank>



salt



cardboard



wire



creative



hard-working



mean



11. Draw a picture for one of the sections that would help the reader understand the section.

A large empty rectangular box for drawing.

My picture is from the section (**Making a Map/ Beauty from Simple Things/ Open to the Public**).

My picture shows _____.