











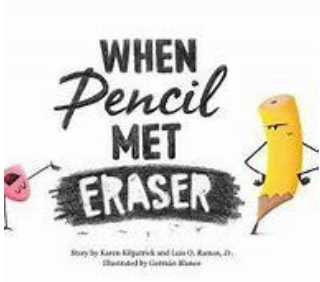





WHITMAN ELEMENTARY MONTHLY CHARACTER TRAIT LESSONS, 2022/2023



Month	Trait/Theme	Book	Link to Story	Lesson/Project	Charm
September	Courage	<p>The Day You Begin</p> 	https://youtube.com/KDs5d_qFbEs	<p>"Everybody Has a Story"</p> <p>School mural of outlines of books that students decorate with something that represents them using the medium of the teacher's choice.</p>	<p>Book</p>  <p>Product Code: 120-101 (Qty: 100)</p> <p>Product Code: 120-125 (Qty: 250)</p>
October	Respect	<p>What If Everybody Did That?</p> 	https://youtube.com/8ldQ_Oisk0	<p>Teachers will take pictures of their students doing the "right thing" in an area of the school assigned to their grade level. Pictures will be sent to Jody to print and display in those areas around the school.</p>	<p>Thumbs Up</p>  <p>Product Code: 143-001 (Quantity of 25)</p> <p>Product Code: 143-010 (Quantity of 100)</p> <p>Product Code: 143-050 (Quantity of 500)</p>
November	Perseverance	<p>The Smart Cookie</p> 	https://youtube.com/7y3WRW9aBOI	<p>Students will write goals on a large sprinkle cut out to add to a giant cookie display to look like the main character in the story.</p>	<p>Smiley Face</p>  <p>Product Code: 180-100 (Qty of 25)</p> <p>Product Code: 180-010 (Qty of 100)</p> <p>Product Code: 180-050 (Qty of 500)</p>

December	Gratitude	<p>Those Shoes</p>  <p>MARIBETH BOELTS Illustrated by NOAH Z. JONES</p>	https://youtu.be/bGKYmjYqhY	<p>Each class will create a garland of paper shoes with things listed or drawn on them that they are grateful for. The garlands will be wrapped around the holiday trees in the entry way.</p>	<p>Shoes</p>  <p>Product Code: 148-002 (Qty: 25) Product Code: 148-101 (Qty: 100) Product Code: 148-201 (Qty: 250)</p>
January	Honesty	<p>The Boy Who Cried Bigfoot</p>  <p>Scott Magoon</p>	https://youtu.be/9pPhnRcuCmU	<p>Students will create a directed drawing of sasquatch following along with the video: https://youtu.be/oLcmvubsoDU Students will then write about a time when they chose to be honest (even when it was difficult) on a talking bubble for their sasquatch to be telling about.</p>	<p>Glow in the Dark Foot</p>  <p>Product Code: 117-301 (Qty: 75) Product Code: 117-302 (Qty: 250)</p>
February	Kindness	<p>Do Unto Otters</p>  <p>A Book About Manners by Laurie Keller</p>	https://youtu.be/ObRAUKOmDAM	<p>Students will decorate a carrot or fish cutout of a way they can be kind to others. The shells will be displayed around a display of a large otter and rabbit from the story.</p>	<p>Groundhog</p>  <p>Product Code: 186-5061 (Qty of 50) Product Code: 186-5062 (Qty of 250) Product Code: 186-5063 (Qty of 500)</p>
March	Empathy	<p>The Invisible Boy</p>  <p>TRUDY LUDWIG The Invisible Boy Illustrated by PATRICE BARTON</p>	https://youtu.be/w9M2QjMXb2E	<p>Students will draw self portraits in vibrant colors to signify that they show empathy to others and make sure that nobody feels invisible.</p>	<p>Heart</p>  <p>Product Code: 186-1101 (Qty of 50) Product Code: 186-1102 (Qty of 250) Product Code: 186-1103 (Qty of 500)</p>

April	Responsibility	<p>But It's Not My Fault</p> 	https://youtube.com/93YJhbPji2s	<p>"Responsibility is in Your Hands"</p> <p>Students trace their hand and write a way to show responsibility on each finger.</p>	<p>Hand</p>  <p> Product Code: 166-001 (Qty of 25) Product Code: 166-010 (Qty of 100) Product Code: 166-050 (Qty of 500) </p>
May	Cooperation	<p>When Pencil Met Eraser</p> 	https://youtube.com/jlocWHbFLL8	<p>Students will work together with a partner (one with a pencil, and one with an eraser) to create a new logo for Whitman to represent our school.</p>	<p>Pencil</p>  <p> Product Code: 199-101 (Qty of 25) Product Code: 199-110 (Qty of 100) Product Code: 199-150 (Qty of 500) </p>
June	Creativity	<p>I'm Not Just a Scribble</p> <p>I'M NOT JUST A SCRIBBLE...</p> 	https://youtube.com/CJuRwdluFa4	<p>Students will be given a paper with a random line or shape on it. They will use this line or shape to create a piece of art of their choosing.</p>	<p>Art Pallet</p>  <p> Product Code: 177-100 (Qty of 25) Product Code: 177-010 (Qty of 100) Product Code: 177-050 (Qty of 500) </p>